
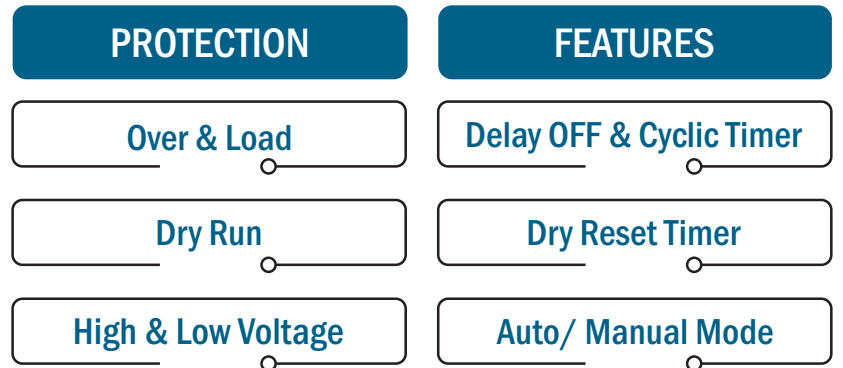
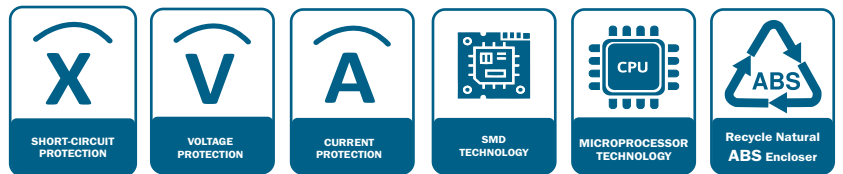


SINGLE PHASE DIGITAL WATER LEVEL CONTROLLER



Ordering Information :

Model No.	WLC 26
Load Capacity	15 A (0.25 to 3 HP)
Input Supply	230 VAC, 50 Hz
Sensor	SS / Carbon / Float Switch



- » Micro Controller Based Accurate Voltage & Ampere Protection
- » Delay Off, Cyclic Timer With Water Level Mode
- » Automatically Shuts Off & Start The Motor When the Tank Full & Empt
- » Tank Level LED. Indication
- » Natural Industrial Grade ABS Enclosure
- » S.S Terminal, 40 A Terminal Strip
- » Save Electricity & Water